



Guide for changing the gas type


1. Remove the NG nozzle



2. Change the NG nozzle and Install the LPG one



3. Finish the install




4. Ignite the hob and turn the knob at the Max power



5. Turn the knob at the minimum power



6. Remove the knob(pls don't quench the light)



7. Use screwdriver to adjust the tap bar of the gas valve



8. Adjust until the fire is good enough .

